

Scaled data based on original data using
LM-79-08 Approved Method: Electrical and Photometric Measurements of Solid-
State Lighting Products

Test Report Prepared for
Cooper Lighting Solutions
(formerly Eaton)

Brand: McGRAW-EDISON

Report Number: P387052

Luminaire Tested: **GWC-SA2D-735-U-5WQ**

Issue Date: 3/3/2020

Test Information

Test Method: LM-79-08
Report Number: P387052
TEST IS SCALED FROM IESNA LM-79-08 TEST DATA (G2-1903-205-2)
Test Lab: INNOVATION CENTER
Issue Date: 3/3/2020
Manufacturer: COOPER LIGHTING SOLUTIONS (FORMERLY EATON)
Product Line: MCGRAW-EDISON
Catalog Number: GWC-SA2D-735-U-5WQ
Description: GALLEON WALL LUMINAIRE
(2) 70 CRI, 3500K, 1200mA LIGHTSQUARES WITH 16 LEDS EACH AND TYPE V WIDE OPTICS
Light Source: -
Ballast/Driver: ELECTRONIC DRIVER

Summary

Lumens per Lamp: N/A
Luminaire Lumens: 16022.3 lumens
Efficiency: N/A
Efficacy: 124.2 lumens/watt
Luminous Opening: Rectangular (W 1' x L: 0.5' x H: 0')
IES Classification: Type V - Short
BUG Rating: B4 - U0 - G2

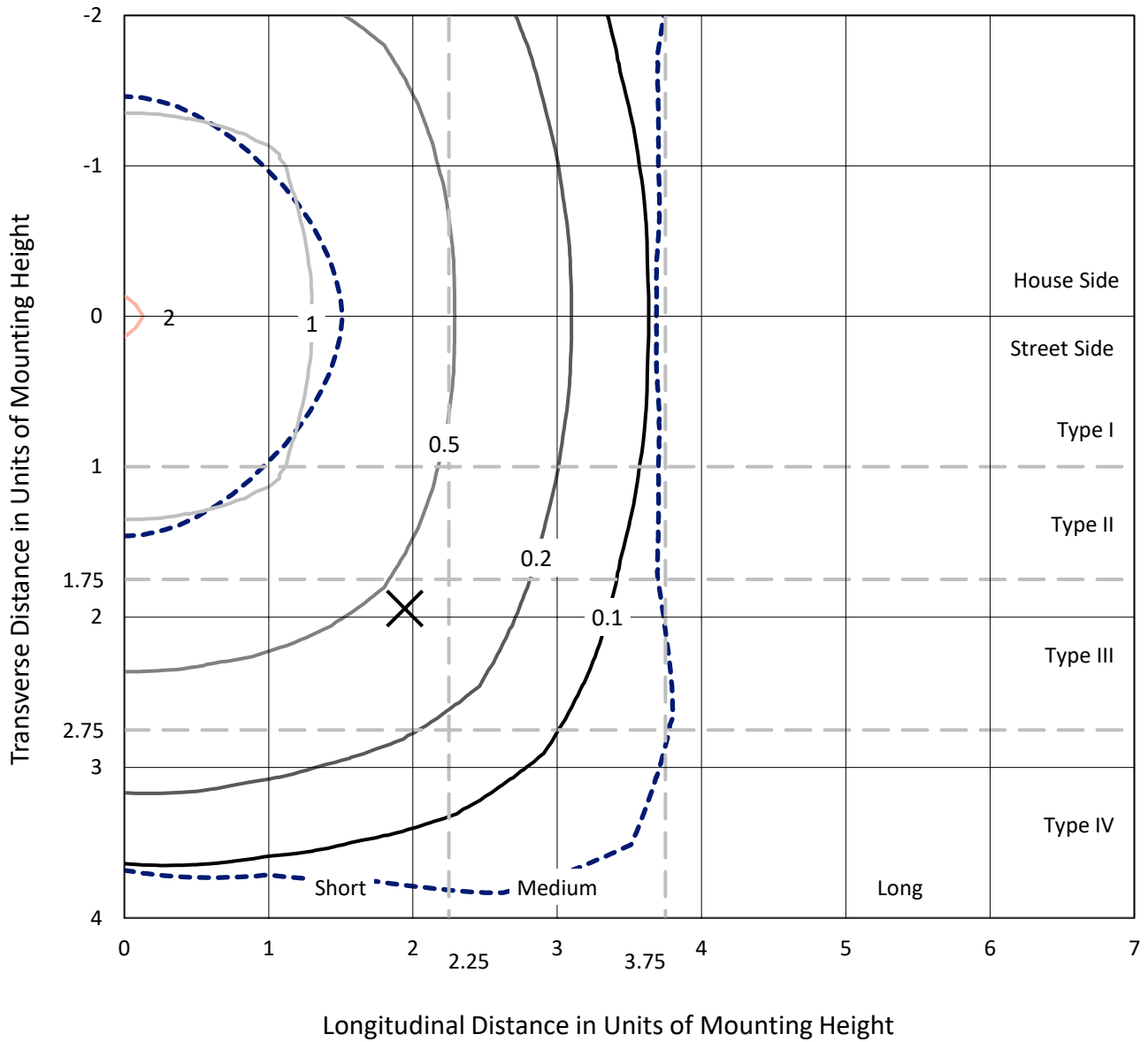
Input Watts (W): 129
Input Voltage (V): NR
Input Current (Ain): NR
Voltage Rise (V): NR
Power Factor: NR
Total Harmonic Distortion (THDi): NR
Frequency (hertz): 60
Stabilization Time: NR
Operation Time: NR
Ambient Temperature (°C): NR
Test Distance: 24 FT



REPORT NUMBER: P387052
 CATALOG NUMBER: GWC-SA2D-735-U-5WQ

Iso-Footcandle Lines of Horizontal Illumination

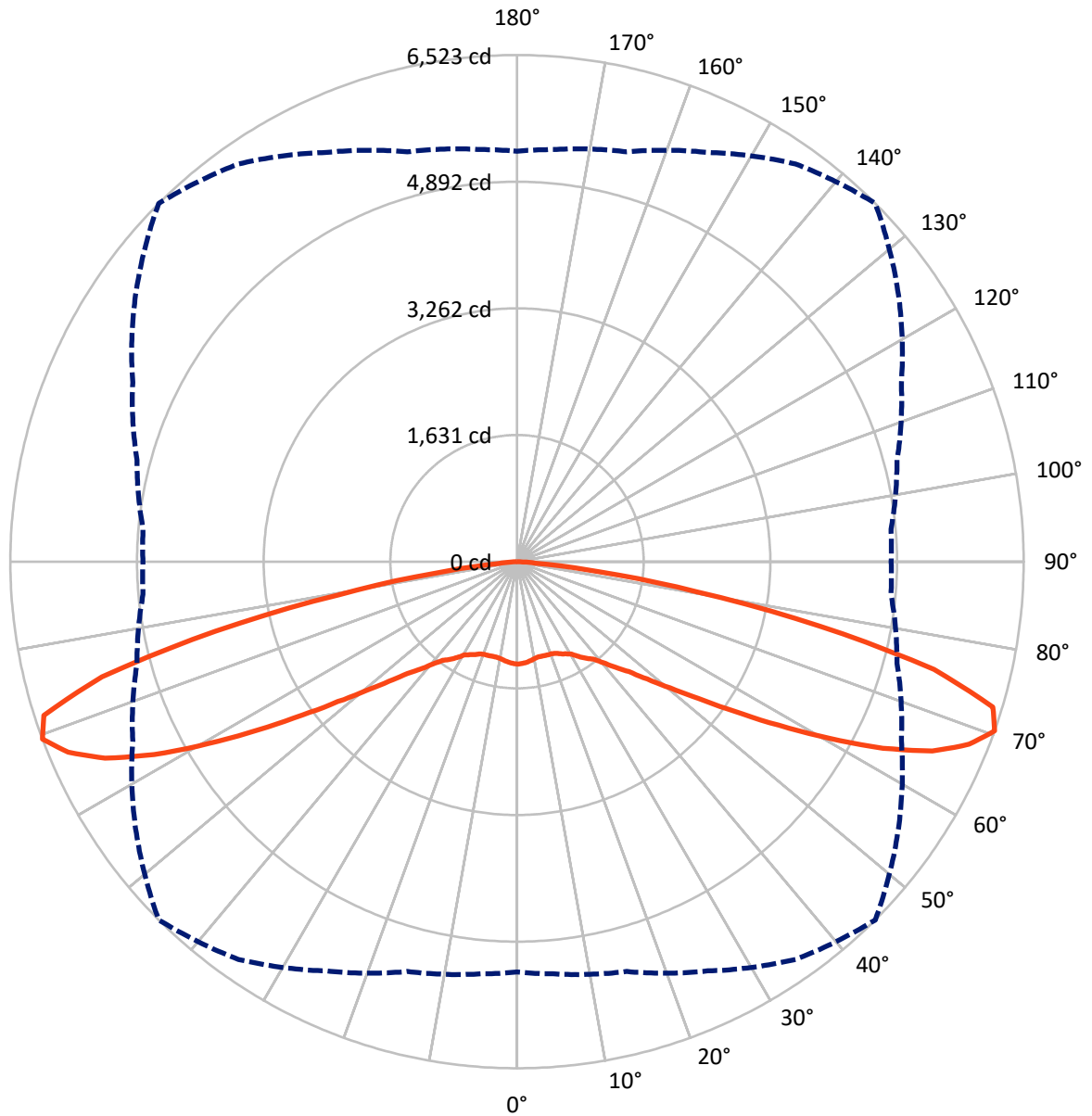
× Max cd
 - - - 1/2 Max cd



Based on 25 foot mounting height. Maximum calculated value = 2.1 fc
 Type V - Short - N/A

REPORT NUMBER: P387052
CATALOG NUMBER: GWC-SA2D-735-U-5WQ

Luminous Intensity Polar Plot



— Vertical Plane Through 45-Deg Lateral - - - Horizontal Cone Through 70-Deg Vertical

REPORT NUMBER: P387052

CATALOG NUMBER: GWC-SA2D-735-U-5WQ

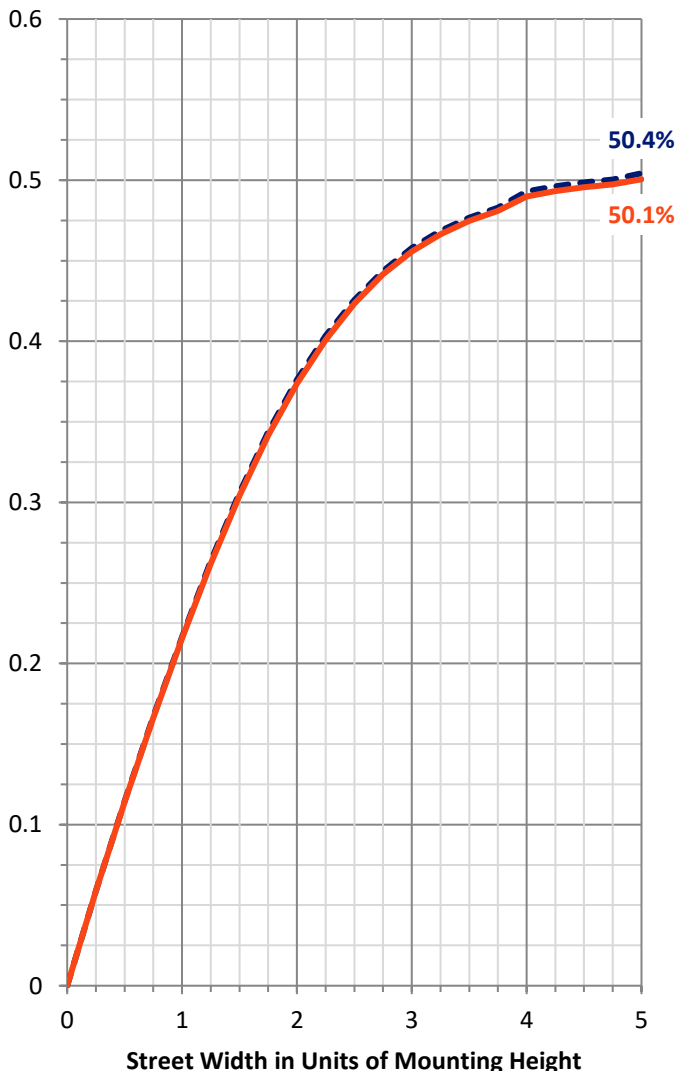
FLUX DISTRIBUTION:

		Downward	Upward	Total
House Side	Lumens	8011.2	0.0	8011.2
	% Fixture	50.0	0.0	50.0
Street Side	Lumens	8011.2	0.0	8011.2
	% Fixture	50.0	0.0	50.0
Total	Lumens	16022.3	0.0	16022.3
	% Fixture	100.0	0.0	100.0

Coefficient of Utilization

ZONAL LUMENS:

Zone	Lumens	% Fixture
0°-10°	123.1	0.8
10°-20°	359.5	2.2
20°-30°	612.9	3.8
30°-40°	957.7	6.0
40°-50°	1623.1	10.1
50°-60°	2959.9	18.5
60°-70°	5095.7	31.8
70°-80°	3994.2	24.9
80°-90°	296.2	1.8
90°-100°	0.0	0.0
100°-110°	0.0	0.0
110°-120°	0.0	0.0
120°-130°	0.0	0.0
130°-140°	0.0	0.0
140°-150°	0.0	0.0
150°-160°	0.0	0.0
160°-170°	0.0	0.0
170°-180°	0.0	0.0
0°-90°	16022.3	100.0
0°-180°	16022.3	100.0



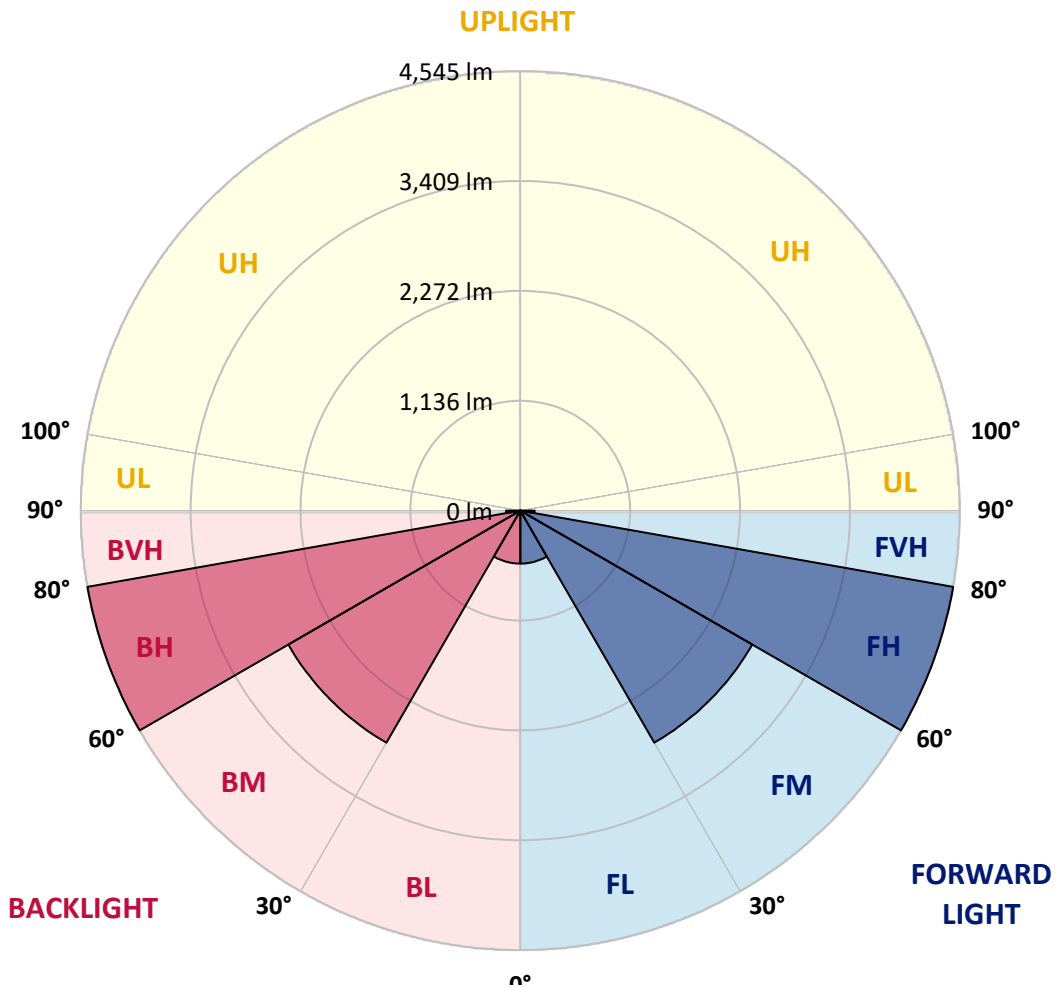
REPORT NUMBER: P387052

CATALOG NUMBER: GWC-SA2D-735-U-5WQ

LUMINAIRE CLASSIFICATION SYSTEM LUMEN TABLE AND BUG RATING:

Zone	Lumens	% Fixture	Zone Rating/Lumen Limit		
			B	U	G
FL (0°-30°)	547.8	3.4			
FM (30°-60°)	2770.4	17.3			
FH (60°-80°)	4544.9	28.4			G2/5000
FVH (80°-90°)	148.1	0.9			G2/225
BL (0°-30°)	547.8	3.4	B2/1000		
BM (30°-60°)	2770.4	17.3	B3/5000		
BH (60°-80°)	4544.9	28.4	B4/5000		G2/5000
BVH (80°-90°)	148.1	0.9			G2/225
UL (90°-100°)	0.0	0.0		U0/0	
UH (100°-180°)	0.0	0.0		U0/0	

BUG Rating: B4-U0-G2
 Type V Short





REPORT NUMBER: P387052
 CATALOG NUMBER: GWC-SA2D-735-U-5WQ

CANDELA DISTRIBUTION (FULL):

	0°	5°	15°	25°	35°	45°	55°	65°	75°	85°	90°
0°	1318.6	1318.6	1318.6	1318.6	1318.6	1318.6	1318.6	1318.6	1318.6	1318.6	1318.6
2.5°	1312.8	1314.4	1312.8	1313.8	1311.2	1312.2	1312.2	1312.2	1311.8	1312.2	1311.2
5°	1301.2	1302.2	1300.1	1301.2	1299.6	1301.2	1301.7	1301.2	1300.1	1300.6	1298.5
7.5°	1283.7	1284.7	1283.1	1284.7	1282.6	1285.3	1284.7	1283.1	1281.5	1281.5	1279.5
10°	1274.1	1274.7	1270.4	1268.8	1264.0	1265.1	1266.7	1268.3	1269.9	1273.1	1272.5
12.5°	1274.7	1274.7	1268.3	1261.4	1254.5	1256.1	1258.8	1264.6	1270.9	1276.7	1277.3
15°	1279.9	1279.5	1269.9	1258.8	1254.0	1258.8	1260.3	1264.0	1274.1	1284.2	1284.7
17.5°	1283.7	1283.7	1268.8	1256.1	1255.6	1263.0	1262.5	1264.0	1275.1	1290.0	1290.5
20°	1290.5	1290.5	1271.5	1257.7	1257.7	1265.6	1266.2	1268.8	1279.9	1296.4	1299.0
22.5°	1305.9	1306.4	1286.3	1275.1	1276.3	1281.1	1282.6	1286.9	1296.9	1315.0	1318.1
25°	1327.6	1328.7	1308.0	1301.7	1305.4	1314.4	1313.4	1316.6	1327.6	1345.1	1348.3
27.5°	1357.9	1355.2	1336.1	1333.5	1337.2	1343.5	1343.1	1343.5	1352.5	1368.4	1372.2
30°	1397.1	1396.0	1382.2	1383.8	1382.2	1380.2	1380.6	1384.9	1389.6	1402.4	1406.1
32.5°	1435.2	1436.3	1427.8	1435.8	1447.4	1455.4	1443.2	1431.5	1426.2	1433.1	1436.3
35°	1504.2	1506.8	1493.5	1488.3	1504.2	1527.5	1493.0	1473.9	1484.5	1493.5	1496.2
37.5°	1621.3	1622.9	1600.6	1579.4	1567.8	1590.0	1555.5	1557.1	1594.2	1611.2	1610.7
40°	1754.8	1755.4	1740.5	1722.0	1701.8	1707.2	1693.4	1697.6	1722.0	1737.3	1741.5
42.5°	1913.8	1912.2	1888.9	1862.4	1856.6	1861.9	1838.6	1835.4	1863.5	1891.0	1891.6
45°	2120.0	2116.3	2086.1	2056.9	2028.8	2017.2	2011.3	2026.7	2065.4	2090.8	2091.4
47.5°	2342.1	2332.0	2316.1	2292.8	2268.4	2256.7	2247.2	2254.6	2282.7	2292.8	2293.8
50°	2570.5	2572.6	2575.8	2566.8	2557.8	2554.0	2529.1	2514.9	2523.3	2504.8	2502.2
52.5°	2841.3	2845.5	2876.3	2902.3	2917.7	2925.6	2878.4	2829.2	2801.6	2765.6	2755.0
55°	3160.9	3167.8	3212.8	3285.0	3359.2	3398.4	3313.1	3220.8	3135.5	3068.2	3046.5
57.5°	3517.1	3529.3	3591.3	3729.6	3881.7	3974.5	3830.3	3662.8	3498.0	3401.0	3384.1
60°	3934.7	3946.4	4032.3	4230.5	4476.9	4616.3	4398.0	4123.9	3918.8	3826.1	3794.8
62.5°	4431.9	4432.9	4538.4	4770.0	5095.4	5289.4	4993.6	4627.5	4416.0	4304.1	4273.9
65°	4966.6	4969.3	5078.5	5328.6	5665.2	5876.1	5542.2	5160.6	4901.9	4737.2	4713.8
67.5°	5344.5	5355.7	5470.7	5771.7	6086.5	6276.7	5931.2	5499.8	5200.9	5004.2	4984.6
70°	5284.1	5327.6	5462.7	5814.1	6251.9	6523.2	5994.3	5459.5	5065.2	4833.1	4816.6
72.5°	4608.4	4691.5	4871.8	5332.8	6033.0	6406.7	5650.4	4889.7	4443.5	4245.8	4216.2
75°	3138.1	3273.3	3545.2	4210.3	5154.3	5546.9	4756.7	3898.7	3479.0	3205.4	3185.3
77.5°	1399.2	1429.9	1774.4	2540.3	3556.8	3983.5	3456.1	2550.4	1914.4	1526.9	1445.4
80°	390.0	394.8	526.8	946.1	1780.2	2340.5	1911.2	993.8	558.7	393.8	371.0
82.5°	124.0	134.6	164.3	245.4	598.4	1067.9	614.3	265.0	188.7	150.5	135.6
85°	60.4	59.9	83.2	99.7	152.7	236.4	162.7	123.0	107.6	71.6	64.6
87.5°	25.5	25.9	38.7	34.9	44.5	38.1	52.5	55.1	57.8	31.8	27.5
90°	0.0	0.0	0.0	0.0	0.0	0.0	0.0	0.0	0.0	0.0	0.0

Signify Classified - Internal
Cooper Lighting Solutions Photometric Lab
1121 Highway 74 South
Peachtree City, GA 30269

Scaled Data Report



Report Generated By 670245982

Signify Classified - Internal
Cooper Lighting Solutions Photometric Lab
1121 Highway 74 South
Peachtree City, GA 30269

Scaled Data Report



Signify Classified - Internal
Cooper Lighting Solutions Photometric Lab
1121 Highway 74 South
Peachtree City, GA 30269

Scaled Data Report



Signify Classified - Internal
Cooper Lighting Solutions Photometric Lab
1121 Highway 74 South
Peachtree City, GA 30269

Scaled Data Report





--- HS — SS

Signify Classified - Internal
Cooper Lighting Solutions Photometric Lab
1121 Highway 74 South
Peachtree City, GA 30269

Scaled Data Report



u

Signify Classified - Internal
Cooper Lighting Solutions Photometric Lab
1121 Highway 74 South
Peachtree City, GA 30269

Scaled Data Report



(END OF REPORT)